

AUGUST 2020

OUR KARMANN-MOBIL MOMENT



TECHNICAL DATA/SPECIAL EQUIPMENT
2020|2021 INTERNATIONAL VERSION

KARMANN

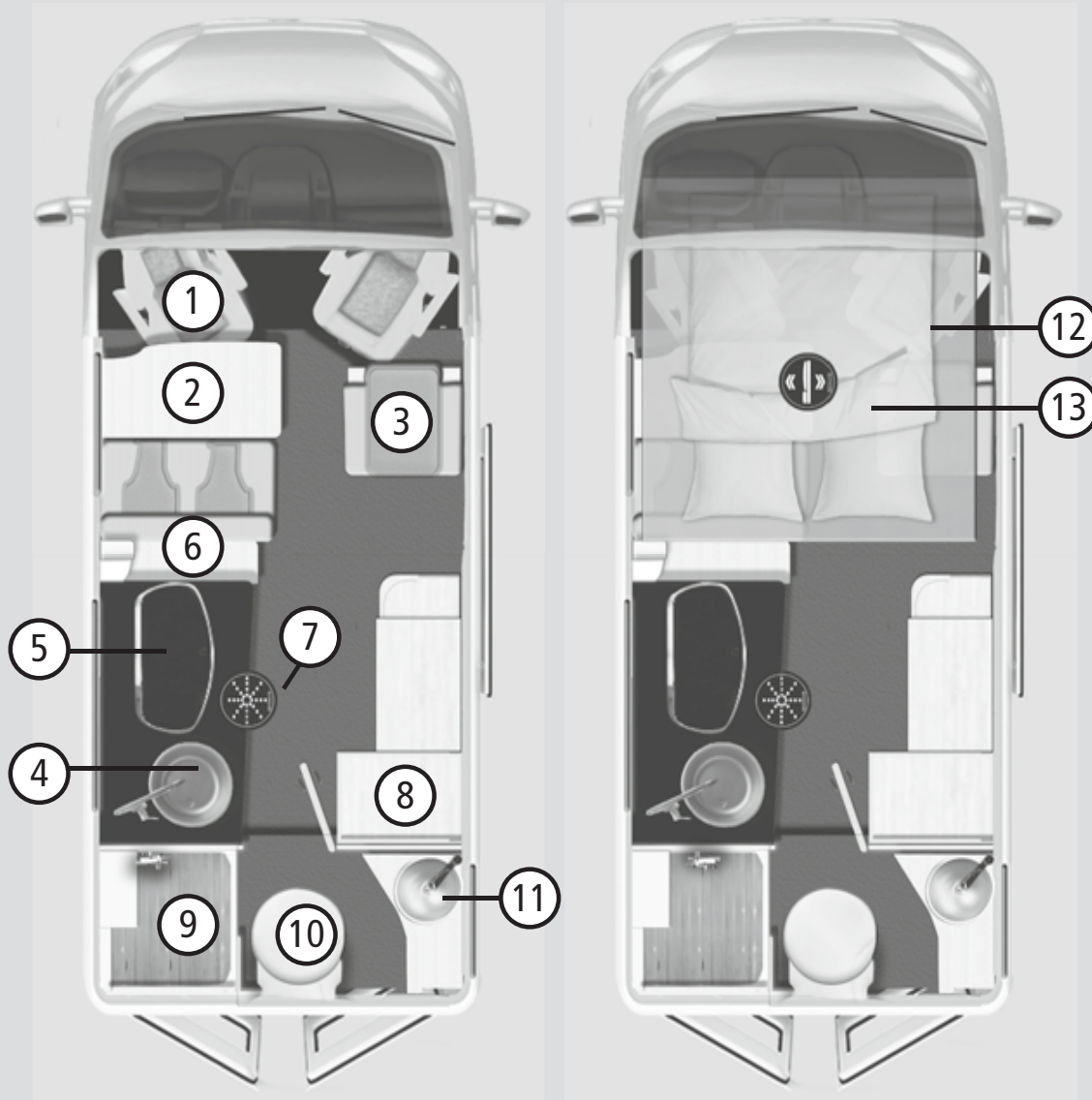

SERIES EQUIPMENT

	Davis	Davis VIEW with the pop-up roof	Dexter (Fiat)	Dexter (Ford)	Dexter with high roof and lift-up beds
BASIC VEHICLE	Fiat Ducato	S	S	–	S
	Ford Transit	–	–	S	–
	EURO 6 D Temp incl. particulate filter	S	S	S	S
	Driver airbag	S	S	S	S
	Co-driver airbag	–	–	S	–
	ABS (Anti-lock braking system)	S	S	S	S
	ESP incl. Traction +, Hill descend	S	S	–	S
	Air conditioner (Manual)	–	–	S	–
	Cruise control	–	–	S	–
	Radio preparation + Radio	–	–	S	–
	Captain's chair Seats with Armrests	–	–	S	–
	Power steering	S	S	S	S
	Height-adjustable headlamps	S	S	S	S
	Immobilizer	S	S	S	S
	3-point safety belt system	S	S	S	S
	Electrical front window lifters	S	S	S	S
	Electrical adjustable and heated exterior mirrors	–	–	S	–
	Central locking with remote control	S	S	S	S
	Wheel trims	–	–	S	–
	Fix-and-go breakdown kit	S	S	S*	S*
	Wheel house seats in cabin upholstery	–	–	S	S
	Carpet in cabin	–	–	S	S
	Fog lights	–	–	S	–
	Front bumper in vehicle color	–	–	S	–
	Front bumper in black	S	S	–	S
	Rear bumper in black	S	S	S	S
	Leather steering wheel	S	S	S	S
STRUCTURE EXTERIOR	Wall and ceiling insulation	S	S	S	S
	High roof, insulated	–	–	–	S
	Pop-up roof	–	S	–	–
	Body colour trend white	S	S	S	S
	Window in superstructure, with quick release levers	S	S	–	–
	Insulated frame windows	–	–	S	S
	Exterior lighting	–	–	S	S
	Electrical step tread	S	S	S	S
	400 x 400 mm roof hood with blackout blind and mosquito protection (piece)	1 (except DA 540)	1 (except DA 540 VIEW)	–	1 (DE 550)
	Midi Heki (piece)	–	–	1	1 (except DE 550)
	Mini Heki (piece)	–	–	2 (DE 540: 1)	1 (DE 595: 2, except DE 550)

SERIES EQUIPMENT


		Davis	Davis VIEW with the pop-up roof S (except DA 592 VIEW)	Dexter (Fiat)	Dexter (Ford)	Dexter with high roof and lift-up beds
KITCHEN	Refrigerator, 80 l (DA 540, DA 600: 70 ltr. DA 630: 85 ltr.)	S (except DA 592)	S (except DA 592 VIEW)	S (except DE 581, DE 625)	S	–
	Refrigerator, 109 l	–	–	–	–	S (except DE 595)
	Refrigerator, 140 l	only DA 592	only DA 592 VIEW	only DE 581, DE 625	–	only DE 595
	2-flame cooker with cover	S	S	S (DE 550: with 3 burners)	S	S
	Gas operating components, centred	S	S	S	S	S
	Worktop with integrated sink	S	S	S	S	S
TOILET ROOM	Toilet room with integrated shower	S	S	S	S	–
	Washroom window	S (except DA 540)	S (except DA 540 VIEW)	S	–	S
	Shower tray cover with slatted frame	S	S	S	–	S
	Comfortable bathroom with variable effective area	only DA 600	only DA 600 VIEW	–	–	–
	Cassette toilet	S	S	S	S	S
LIVING SPACE	Serial upholstery Bari	S	S	–	–	–
	Serial upholstery Asti	–	–	S	S	S
	Foam mattress on lift bed	–	–	–	–	S
	Foam mattresses with wooden slatted frame	–	–	–	–	S (except DE 550 + DE 595)
	Fold-down bunk	–	–	–	–	S
	Double bed in the pop-up roof	–	S	–	–	–
	Ambient lighting	–	–	–	–	S
	Table extension	S	S	S	S	S
	Double bunk bed	only DA 591	only DA 591 VIEW	only DE 581	–	–
	Height-adjustable rear bed with variable storage space	only DA 630	only DA 630 VIEW	–	–	–
	Cargo compartment floor with lashing eyes and access ramp for two-wheelers	only DA 630	only DA 630 VIEW	–	–	–
	Single bed over the rear bed	–	–	–	only DE 560 ohne 4x4	–
	Rearrangement of seating group into an additional one-person bed	0	0	S	S (not at 570 4x4)	S
INSTALLATION	Heating system Combi 4 (Diesel)	S	S	S	S	S
	Hot water supply with single-lever mixer tap	S	S	S	S	S
	Pressurised water pump	S	S	S	S	S
	Heated and insulated waste water tank	S	S	–	–	–
	Heated waste water tank	–	–	S	S	S
ELEKTROVERSORGUNG	Living area battery	S	S	S	S	S
	Switch-disconnectors for starter and superstructure battery	S	S	S	S	S
	Electr. charger for superstructure/vehicle battery	S	S	S	S	S
	CEE external connection for 230 V with circuit breaker	S	S	S	S	S
	Earth leakage circuit breaker	S	S	S	S	S
	On-board control panel with entry of all important functions	S	S	S	S	S
	230 V socket (piece)	1	1	1	1	1
	12 V socket (piece)	1	1	1	1	1
	USB wall outlet	1	1	1	1	1

FIND YOUR WAY AROUND QUICKLY:



- ① Swivelling driver and front passenger seats
- ② Lounge suite
- ③ Extra seat
- ④ Sink
- ⑤ Hot plate with 2 burners
- ⑥ Wardrobe
- ⑦ Refrigerator
- ⑧ Wardrobe
- ⑨ Shower
- ⑩ Toilet
- ⑪ Sink
- ⑫ Lift-up bed
- ⑬ Bed conversation seating unit

TECHNICAL DATA MODELS WITH THE POP-UP ROOF



All Davis VIEW images correspond to the layout of the Davis plus a pop-top roof with a double bed.

MODELS WITH THE POP-UP ROOF TO 6.5 M



Davis 540 VIEW

Davis 590 VIEW

Davis 591 VIEW

Davis 592 VIEW

Davis 600 VIEW

Davis 620 VIEW

Davis 630 VIEW

BASIC VEHICLE

Basic vehicle	Fiat Ducato 33L, 2.3 l 89 kW (120 HP)	Fiat Ducato 35L, 2.3 l 89 kW (120 HP)	Fiat Ducato 35L, 2.3 l 89 kW (120 HP)	Fiat Ducato 35L, 2.3 l 89 kW (120 HP)	Fiat Ducato 35L, 2.3 l 89 kW (120 HP)	Fiat Ducato 35L, 2.3 l 89 kW (120 HP)	Fiat Ducato 35L, 2.3 l 89 kW (120 HP)
Fuel tank	75 ltr Diesel + 19 Ltr Ad Blue	75 ltr Diesel + 19 Ltr Ad Blue	75 ltr Diesel + 19 Ltr Ad Blue	75 ltr Diesel + 19 Ltr Ad Blue	75 ltr Diesel + 19 Ltr Ad Blue	75 ltr Diesel + 19 Ltr Ad Blue	75 ltr Diesel + 19 Ltr Ad Blue
Technically permissible total weight*	3,300 kg	3,500 kg	3,500 kg	3,500 kg	3,500 kg	3,500 kg	3,500 kg
Mass when ready to drive**	2,910 kg	2,990 kg	3,010 kg	3,000 kg	3,020 kg	3,120 kg	3,140 kg
Permissible gross train weight with 120 HP / 140, 160, 180 HP	5,500 / 5,800 kg	5,800 / 6,000 kg	5,800 / 6,000 kg	5,800 / 6,000 kg	5,800 / 6,000 kg	6,000 kg	6,000 kg
Trailerload, braked*** with 120 HP / 140, 160, 180 HP	2,000 / 2,500 kg	2,000 / 2,500 kg	2,000 / 2,500 kg	2,000 / 2,500 kg	2,000 / 2,500 kg	2,000 / 2,500 kg	2,000 / 2,500 kg

WEIGHTS AND DIMENSIONS

Total length	5,420 mm	5,995 mm	5,995 mm	5,995 mm	5,995 mm	6,360 mm	6,360 mm
Total width	2,050 mm	2,050 mm	2,050 mm	2,050 mm	2,050 mm	2,050 mm	2,050 mm
Total height	2,880 mm	2,880 mm	2,880 mm	2,880 mm	2,880 mm	2,880 mm	2,880 mm
Internal width	1,860 mm	1,860 mm	1,860 mm	1,860 mm	1,860 mm	1,860 mm	1,860 mm
Standing height	1,890 mm	1,890 mm	1,890 mm	1,890 mm	1,890 mm	1,890 mm	1,890 mm
Wheel base	3,450 mm	4,035 mm	4,035 mm	4,035 mm	4,035 mm	4,035 mm	4,035 mm
Tyres	215/70 R15C	215/70 R15 // 225/75 R16C****	215/70 R15 // 225/75 R16C****	215/70 R15 // 225/75 R16C****	215/70 R15 // 225/75 R16C****	215/70 R15 // 225/75 R16C****	215/70 R15 // 225/75 R16C****
Bed conversation seating unit	1,800 x 1,020 mm	–	–	1,800 x 1,020 mm (0)	–	–	–
Bunk bed	–	–	1,860 x 1,320 mm	–	–	–	–
Rear bed	1,900 x 1,330 mm	1,900 x 1,440 mm	1,860 x 1,320 mm	1,900 x 1,440 mm	1,740 x 750 mm 1,900 x 780 mm	1,900 x 800 mm 1,950 x 800 mm	1,920 x 1,900 mm / 1,800 mm
Bed in the pop-up roof	1,800 x 1,200 mm	1,800 x 1,200 mm	1,800 x 1,200 mm	1,800 x 1,200 mm	1,800 x 1,200 mm	1,800 x 1,200 mm	1,800 x 1,200 mm (height adjustable)
Beds	4 (5) Option	4 (5) Option	6 (7) Option	4 / 5 (Option)	4 / 5 (Option)	4 / 5 (Option)	4 / 5 (Option)
Permissible number of passengers with 3-pt belt	4	4	4	4	4	4	4

INSTALLATION

Fresh water capacity complete	100 l	100 l	100 l	100 l	100 l	100 l	100 l
Wastewater capacity	90 l	90 l	90 l	90 l	90 l	90 l	90 l
Gas	2 x 5 kg	2 x 5 kg	2 x 5 kg	2 x 5 kg	2 x 5 kg	2 x 5 kg	2 x 5 kg
Battery capacity	1 x 95 Ah	1 x 95 Ah	1 x 95 Ah	1 x 95 Ah	1 x 95 Ah	1 x 95 Ah	1 x 95 Ah
Charger	15 A	15 A	15 A	15 A	15 A	15 A	15 A
Refrigerator	70 l	80 l	80 l	140 l	70 l	80 l	85 l

* The "technically-permissible total laden weight" stated in the vehicle registration document may never be exceeded for safety reasons.

** Mass in running order according to Commission Regulation (EU) No 1230/2012: vehicle with standard equipment in accordance with manufacturer's specifications including the driver (75 kg), fuel tank filled to at least 90 % capacity, water and gas (5 kg aluminium gas bottle) to 100 % without special equipment.

*** The permissible total gross vehicle weight (combined weight) must be adhered to.

**** Optional

TECHNICAL DATA MODELS WITH ALL-WHEEL / MODELS WITH DOUBLE BEDS UP TO 6 M

MODELS WITH ALL-WHEEL DRIVE UP TO 6 M

MODELS WITH DOUBLE BEDS UP TO 5.50 M

 4 X 4

 4 X 4







Dexter 560 4x4

Dexter 570 4x4

Dexter 540

Davis 540

BASIC VEHICLE	Basic vehicle	Ford Transit 2.0 l 96 kW (130 HP)	Ford Transit 2.0 l 96 kW (130 HP)	Fiat Ducato 33L, 2.3 l 89 kW (120 HP)	Fiat Ducato 33L, 2.3 l 89 kW (120 HP)
	Fuel tank	70 ltr Diesel + 24 Ltr Ad Blue	70 ltr Diesel + 24 Ltr Ad Blue	75 ltr Diesel + 19 Ltr Ad Blue	75 ltr Diesel + 19 Ltr Ad Blue
	Technically permissible total weight*	3,500 kg	3,500 kg	3,300 kg	3,300 kg
	Mass when ready to drive**	3,162 kg	3,154 kg	2,716 kg	2,785 kg
	Permissible gross train weight with 120 HP / 140, 160, 180 HP (except DE 560)	6,000 kg	6,000 kg	5,500 / 5,800 kg	5,500 / 5,800 kg
WEIGHTS AND DIMENSIONS	Trailerload, braked*** with 120 HP / 140, 160, 180 HP (except DE 560)	2,800 kg	2,800 kg	2,000 / 2.500 kg	2,000 / 2.500 kg
	Total length	5,980 mm	5,980 mm	5,420 mm	5,420 mm
	Total width	2,059 mm	2,059 mm	2,050 mm	2,050 mm
	Total height	2,780 mm	2,780 mm	2,570 mm	2,610 mm
	Internal width	1,870 mm	1,870 mm	1,860 mm	1,860 mm
	Standing height	1,970 mm	1,970 mm	1,890 mm	1,890 mm
	Wheel base	3,750 mm	3,750 mm	3,450 mm	3,450 mm
	Tyres	235/65 R16	235/65 R16	215/70 R15	215/70 R15C
	Bed conversation seating unit	1,723 x 1,077 mm	–	1,835 x 1,070 mm	1,800 x 1,020 mm
	Rear bed	1,870 x 1,350 mm	1,970 x 930 / 1,850 x 930 mm	1,900 x 1,330 mm	1,900 x 1,330 mm
INSTALLATION	Beds	2 (3) Option	2	2 (3) Option	2 (3) Option
	Permissible number of passengers with 3-pt belt	4	2	4	4
	Fresh water capacity complete	80 l	80 l	100 l	100 l
	Wastewater capacity	60 l	60 l	90 l	90 l
	Gas	2 x 5 kg	2 x 5 kg	2 x 5 kg	2 x 5 kg
	Battery capacity	1 x 75 Ah	1 x 75 Ah	1 x 75 Ah	1 x 95 Ah
	Charger	17 A	17 A	17 A	15 A
	Refrigerator	80 l	80 l	80 l	70 l

* The "technically-permissible total laden weight" stated in the vehicle registration document may never be exceeded for safety reasons.

** Mass in running order according to Commission Regulation (EU) No 1230/2012: vehicle with standard equipment in accordance with manufacturer's specifications including the driver (75 kg), fuel tank filled to at least 90 % capacity, water and gas (5 kg aluminium gas bottle) to 100 % without special equipment.

*** The permissible total gross vehicle weight (combined weight) must be adhered to.

TECHNICAL DATA MODELS WITH DOUBLE BEDS UP TO 6.50 M

MODELS WITH DOUBLE BEDS UP TO 6.50 M



Dexter 560

Dexter 580

Dexter 581

Davis 590

Davis 591

Davis 592

Davis 630

BASIC VEHICLE	Basic vehicle	Ford Transit, 2.0 l 96 kW (130 HP)	Fiat Ducato 35L // 35H, 2.3 l 89 kW (120 HP)	Fiat Ducato 35L // 35H, 2.3 l 89 kW (120 HP)	Fiat Ducato 35L // 35H, 2.3 l 89 kW (120 HP)	Fiat Ducato 35L // 35H, 2.3 l 89 kW (120 HP)	Fiat Ducato 35L // 35H, 2.3 l 89 kW (120 HP)	Fiat Ducato 35L // 35H, 2.3 l 89 kW (120 HP)
	Fuel tank	70 ltr Diesel + 24 Ltr Ad Blue	75 ltr Diesel + 19 Ltr Ad Blue	75 ltr Diesel + 19 Ltr Ad Blue	75 ltr Diesel + 19 Ltr Ad Blue	75 ltr Diesel + 19 Ltr Ad Blue	75 ltr Diesel + 19 Ltr Ad Blue	75 ltr Diesel + 19 Ltr Ad Blue
	Technically permissible total weight*	3,500 kg	3,500 kg	3,500 kg	3,500 kg	3,500 kg	3,500 kg	3,500 kg
	Mass when ready to drive**	3,028 kg	2,887 kg	2,853 kg	2,865 kg	2,885 kg	2,875 kg	3,015 kg
	Permissible gross train weight with 120 HP / 140, 160, 180 HP (except DE 560)	5,500 kg	5,800 / 6,000 // 6,500 kg****	5,800 / 6,000 // 6,500 kg****	5,800 / 6,000 // 6,500 kg****	5,800 / 6,000 // 6,500 kg****	5,800 / 6,000 // 6,500 kg****	6,000 // 6,500 kg****
	Trailerload, braked*** with 120 HP / 140, 160, 180 HP (except DE 560)	2,800 kg	2,000 / 2,500 // 3,000 kg****	2,000 / 2,500 // 3,000 kg****	2,000 / 2,500 // 3,000 kg****	2,000 / 2,500 // 3,000 kg****	2,000 / 2,500 // 3,000 kg****	2,000 / 2,500 // 3,000 kg****
WEIGHTS AND DIMENSIONS	Total length	5,980 mm	5,990 mm	5,990 mm	5,995 mm	5,995 mm	5,995 mm	6,360 mm
	Total width	2,059 mm	2,050 mm	2,050 mm	2,050 mm	2,050 mm	2,050 mm	2,050 mm
	Total height	2,740 mm	2,570 mm	2,570 mm	2,610 mm	2,610 mm	2,610 mm	2,610 mm
	Internal width	1,870 mm	1,940 mm	1,940 mm	1,860 mm	1,860 mm	1,860 mm	1,860 mm
	Standing height	2,040 mm	1,890 mm	1,890 mm	1,890 mm	1,890 mm	1,890 mm	1,890 mm
	Wheel base	3,750 mm	4,035 mm	4,035 mm	4,035 mm	4,035 mm	4,035 mm	4,035 mm
	Tyres	235/65 R16	215/70 R15 // 225/75 R16C****	215/70 R15 // 225/75 R16C****	215/70 R15 // 225/75 R16C****	215/70 R15 // 225/75 R16C****	215/70 R15 // 225/75 R16C****	215/70 R15 // 225/75 R16C****
	Bed conversation seating unit	1,723 x 1,077 mm	1,800 x 1,020 mm	1,800 x 1,020 mm	—	—	1,800 x 1,020 mm (0)	—
	Bunk bed	—	—	1,800 x 1,200 mm	—	1,860 x 1,320 mm	—	—
	Rear bed	1,870 x 1,350 mm	1,900 x 1,320 mm	1,900 x 1,320 mm	1,900 x 1,440 mm	1,860 x 1,320 mm	1,900 x 1,440 mm	1,920 x 1,900 / 1,800 mm (height adjustable)
	Beds	3 (4)	2 (3)	4	2 (3)	4 / 5	2 (3)	2/3 (Option)
INSTALLATION	Permissible number of passengers with 3-pt belt	4	4	4	4	4	4	4
	Fresh water capacity complete	80 l	100 l	100 l	100 l	100 l	100 l	100 l
	Wastewater capacity	60 l	90 l	90 l	90 l	90 l	90 l	90 l
	Gas	2 x 5 kg	2 x 5 kg	2 x 5 kg	2 x 5 kg	2 x 5 kg	2 x 5 kg	2 x 5 kg
	Battery capacity	1 x 75 Ah	1 x 75 Ah	1 x 75 Ah	1 x 95 Ah	1 x 95 Ah	1 x 95 Ah	1 x 95 Ah
	Charger	17 A	17 A	17 A	15 A	15 A	15 A	15 A
	Refrigerator	80 l	80 l	140 l	80 l	80 l	140 l	85 l

* The “technically-permissible total laden weight” stated in the vehicle registration document may never be exceeded for safety reasons.

** Mass in running order according to Commission Regulation (EU) No 1230/2012: vehicle with standard equipment in accordance with manufacturer’s specifications including the driver (75 kg), fuel tank filled to at least 90 % capacity, water and gas (5 kg aluminium gas bottle) to 100 % without special equipment.

*** The permissible total gross vehicle weight (combined weight) must be adhered to.

**** with 35 H Chassis (Optional)

TECHNICAL DATA MODELS WITH SINGLE BEDS UP TO 6.50 M

MODELS WITH SINGLE BEDS UP TO 6 M

MODELS WITH SINGLE BEDS UP TO 6.50 M

		Dexter 600	Davis 600	Davis 620	Dexter 625
BASIC VEHICLE	Basic vehicle	Fiat Ducato 35L // 35H, 2.3 l 89 kW (120 HP)	Fiat Ducato 35L // 35H, 2.3 l 89 kW (120 HP)	Fiat Ducato 35L // 35H, 2.3 l 89 kW (120 HP)	Fiat Ducato 35L // 35H, 2.3 l 89 kW (120 HP)
	Fuel tank	75 ltr Diesel + 19 Ltr Ad Blue	75 ltr Diesel + 19 Ltr Ad Blue	75 ltr Diesel + 19 Ltr Ad Blue	75 ltr Diesel + 19 Ltr Ad Blue
	Technically permissible total weight*	3,500 kg	3,300 kg // 3,500 kg	3,500 kg	3,500 kg
	Mass when ready to drive**	2,828 kg	2,895 kg	2,995 kg	3,103 kg
	Permissible gross train weight with 120 HP / 140, 160, 180 HP	5,800 / 6,000 // 6,500 kg****	5,800 / 6,000 // 6,500 kg****	6,000 // 6,500 kg****	6,000 // 6,500 kg****
	Trailerload, braked*** with 120 HP / 140, 160, 180 HP	2,000 / 2,500 // 3,000 kg****	2,000 / 2,500 // 3,000 kg****	2,000 / 2,500 // 3,000 kg****	2,000 / 2,500 // 3,000 kg****
WEIGHTS AND DIMENSIONS	Total length	5,990 mm	5,995 mm	6,360 mm	6,360 mm
	Total width	2,050 mm	2,050 mm	2,050 mm	2,050 mm
	Total height	2,570 mm	2,610 mm	2,610 mm	2,570 mm
	Internal width	1,940 mm	1,860 mm	1,860 mm	1,940 mm
	Standing height	1,890 mm	1,890 mm	1,890 mm	1,890 mm
	Wheel base	4,035 mm	4,035 mm	4,035 mm	4,035 mm
	Tyres	215/70 R15 // 225/75 R16C****	215/70 R15 // 225/75 R16C****	215/70 R15 // 225/75 R16C****	215/70 R 15 // 225/75 R16C****
	Bed conversation seating unit	–	–	–	1,875 x 1,150 mm
	Rear bed	1,960 x 1,030 mm 1,900 x 930 mm	1,740 x 750 mm 1,900 x 780 mm	1,900 x 800 mm 1,950 x 800 mm	1,925 x 800 mm 1,870 x 800 mm
	Beds	2	2/3 (Option)	2/3 (Option)	3
INSTALLATION	Permissible number of passengers with 3-pt belt	2	4	4	4
	Fresh water capacity complete	100 l	100 l	100 l	100 l
	Wastewater capacity	90 l	90 l	90 l	90 l
	Gas	2 x 5 kg	2 x 5 kg	2 x 5 kg	2 x 5 kg
	Battery capacity	1 x 75 Ah	1 x 95 Ah	1 x 95 Ah	2 x 75 Ah
	Charger	17 A	15 A	15 A	17 A
	Refrigerator	80 l	70 l	80 l	140 l

* The "technically-permissible total laden weight" stated in the vehicle registration document may never be exceeded for safety reasons.

** Mass in running order according to Commission Regulation (EU) No 1230/2012: vehicle with standard equipment in accordance with manufacturer's specifications including the driver (75 kg), fuel tank filled to at least 90 % capacity, water and gas (5 kg aluminium gas bottle) to 100 % without special equipment.

*** The permissible total gross vehicle weight (combined weight) must be adhered to.

**** with 35 H Chassis (Optional)

TECHNICAL DATA MODELS WITH HIGH ROOF AND LIFT-UP BEDS UP TO 6 M



All Dexter have an electrically controlled fold-down bed for 2 people above the seating group.

MODELS WITH HIGH ROOF AND LIFT-UP BEDS UP TO 6 M



Dexter 550



Dexter 555



Dexter 595

BASIC VEHICLE

Basic vehicle	Fiat Ducato 35L, 2.3 l 89 kW (120 HP)	Fiat Ducato 35L // 35H, 2.3 l 89 kW (120 HP)	Fiat Ducato 35L // 35H, 2.3 l 89 kW (120 HP)
Technically permissible total weight*	3,500 kg	3,500 kg	3,500 kg
Fuel tank	75 ltr Diesel + 19 Ltr Ad Blue	75 ltr Diesel + 19 Ltr Ad Blue	75 ltr Diesel + 19 Ltr Ad Blue
Mass when ready to drive**	2,953 kg	3,102 kg	3,092 kg
Permissible gross train weight with 120 HP / 140, 160, 180 HP	5,500 / 5,800 kg	5,800 / 6,000 // 6,500 kg****	5,800 / 6,000 // 6,500 kg****
Trailerload, braked*** with 120 HP / 140, 160, 180 HP	2,000 / 2,500 kg	2,000 / 2,500 // 3,000 kg****	2,000 / 2,500 // 3,000 kg****

WEIGHTS AND DIMENSIONS

Total length	5,480 mm	5,990 mm	5,990 mm
Total width	2,050 mm	2,050 mm	2,050 mm
Total height	2,780 mm	2,880 mm	2,880 mm
Internal width	1,940 mm	1,940 mm	1,940 mm
Standing height	1,950 mm	1,850 - 2,100 mm	1,850 - 2,100 mm
Wheel base	3,450 mm	4,035 mm	4,035 mm
Tyres	215/70 R15	215/70 R15 // 225/75 R16C****	215/70 R15 // 225/75 R16C****
Bed conversation seating unit	1,900 x 1,220 mm	1,970 x 1,320 mm	1,875 x 1,210 mm
Rear bed	–	1,940 x 1,340 mm	–
Front bed / Lift-Up bed	1,920 x 1,550 mm	1,970 x 1,210 mm	1,900 x 1,300 mm
Beds	4	6	4
Permissible number of passengers with 3-pt belt	4	4	4*****

INSTALLATION

Fresh water capacity complete	100 l	100 l	100 l
Wastewater capacity	90 l	90 l	90 l
Gas	1 x 11 kg	2 x 5 kg	2 x 5 kg
Battery capacity	2 x 75 Ah	2 x 75 Ah	2 x 75 Ah
Charger	17 A	17 A	17 A
Refrigerator	109 l	109 l	140 l

* The "technically-permissible total laden weight" stated in the vehicle registration document may never be exceeded for safety reasons.

** Mass in running order according to Commission Regulation (EU) No 1230/2012: vehicle with standard equipment in accordance with manufacturer's specifications including the driver (75 kg), fuel tank filled to at least 90 % capacity, water and gas (5 kg aluminium gas bottle) to 100 % without special equipment.

*** The permissible total gross vehicle weight (combined weight) must be adhered to.

**** with 35 H Chassis (Optional)

***** Not in conjunction with 180 HP engine.

SPECIAL EQUIPMENT

		MODELS WITH THE POP-UP ROOF							ALL-WHEEL DRIVE		MODELS WITH DOUBLE BEDS								MODELS WITH SINGLE BEDS				MODELS WITH HIGH ROOF AND LIFT-UP BEDS			Weight in kg	Price in €		
		DAV 540 VIEW	DAV 590 VIEW	DAV 591 VIEW	DAV 592 VIEW	DAV 600 VIEW	DAV 620 VIEW	DAV 630 VIEW	DEX 560 4x4	DEX 570 4x4	DEX 540	DAV 540	DEX 560	DEX 580	DEX 581	DAV 590	DAV 591	DAV 592	DAV 630	DEX 600	DAV 600	DAV 620	DEX 625	DEX 550	DEX 555			DEX 595	
COMFORT PACKAGES	2836	Safety comfort Package		0	0	0	0	0	0	0	0	0	0	0	0	0	0	0	0	0	0	0	0	0	0	0	0	3.0	690.-
	2850	Travel comfort Package		0	0	0	0	0	0	0	0	0	0	0	0	0	0	0	0	0	0	0	0	0	0	0	0	9.4	1,190.-
	2851	Style Package		0	0	0	0	0	0	0	-	-	0	0	-	0	0	0	0	0	0	0	0	0	0	0	0	3.0	990.-
	4540	Concept Package		0	-	-	-	-	-	-	-	-	0	0	-	-	-	-	-	-	-	-	-	-	0	-	-	118.4	2,890.-
	4545	Concept Package		-	-	-	-	-	-	-	-	-	-	-	-	-	-	-	-	-	-	-	-	-	0	0	120.4	2,890.-	
	4541	Concept Package		-	0	0	0	0	-	-	-	-	-	0	0	0	0	0	0	-	0	0	-	0	-	-	-	121.4	2,890.-
	4542	Concept Package		-	-	-	-	-	0	0	-	-	-	-	-	-	-	-	-	0	-	-	0	-	-	-	-	127.4	2,890.-
	3232	Ford Media Package		-	-	-	-	-	-	0	0	-	-	0	-	-	-	-	-	-	-	-	-	-	-	-	-	3.0	3,190.-
	4523	Driving assistance package (emergency brake assistant, lane departure warning system, high beam assistant, traffic sign recognition, light and rain sensor)		0	0	0	0	0	0	0	-	-	0	0	-	0	0	0	0	0	0	0	0	0	0	0	0	1.0	990.-
	4524	Lifestyle Package Davis 590, 592, 620		-	0	-	0	-	0	-	-	-	-	-	-	-	0	-	0	-	-	-	0	-	-	-	-	15.0	1,990.-
4525	Lifestyle Package Davis 540, 591, 600, 630		0	-	0	-	0	-	0	-	-	0	-	-	-	-	0	-	0	-	-	0	-	-	-	-	15.0	1,990.-	
CHASSIS	2131	Automatic transmission Fiat		0	0	0	0	0	0	0	-	-	0	0	-	0	0	0	0	0	0	0	0	0	0	0	19.0	3,490.-	
	2137	Automatic transmission Ford		-	-	-	-	-	-	-	-	-	0	-	-	-	-	-	-	-	-	-	-	-	-	-	45.0	3,490.-	
	2315	Chassis - 35 H (16" Tyres, up to 3.000 kg Trailerload) not in comb. with painted bumper		-	-	-	-	-	-	-	-	-	-	-	0	0	0	0	0	0	0	0	0	-	0	0	40.0	990.-	
	2371	Fuel tank 90 L		0	0	0	0	0	0	0	-	-	0	0	-	0	0	0	0	0	0	0	0	0	0	0	26.0	190.-	
	2551	Fog lights		0	0	0	0	0	0	0	S	S	0	0	S	0	0	0	0	0	0	0	0	0	0	0	1.0	290.-	
	2592	Rear drive praking sensor		0	0	0	0	0	0	0	-	-	0	0	-	0	0	0	0	0	0	0	0	0	0	0	1.0	390.-	
	2560	Electr. folding exterior mirrors		-	-	-	-	-	-	-	0	0	0	-	0	0	-	-	-	-	0	-	-	0	0	0	0	0.0	190.-
	2714	Automatic air conditioning for Fiat		0	0	0	0	0	0	0	-	-	0	0	-	0	0	0	0	0	0	0	0	0	0	0	18.0	490.-	
	2596	Blind spot assist with lateral movement detection		0	0	0	0	0	0	0	-	-	0	0	-	0	0	0	0	0	0	0	0	0	0	0	0.5	690.-	
	2759	Seat heating for driver and front passenger seats		0	0	0	0	0	0	0	-	-	0	0	-	0	0	0	0	0	0	0	0	0	0	0	1.0	390.-	
5127	Coupling device Ford		-	-	-	-	-	-	0	0	-	-	0	-	-	-	-	-	-	-	-	-	-	-	-	35.0	990.-		

		MODELS WITH THE POP-UP ROOF						ALL-WHEEL DRIVE		MODELS WITH DOUBLE BEDS								MODELS WITH SINGLE BEDS				MODELS WITH HIGH ROOF AND LIFT-UP BEDS			Weight in kg	Price in €		
		DAV 540 VIEW	DAV 590 VIEW	DAV 591 VIEW	DAV 592 VIEW	DAV 600 VIEW	DAV 620 VIEW	DAV 630 VIEW	DEX 560 4x4	DEX 570 4x4	DEX 540	DAV 540	DEX 560	DEX 580	DEX 581	DAV 590	DAV 591	DAV 592	DAV 630	DEX 600	DAV 600	DAV 620	DEX 625	DEX 550			DEX 555	DEX 595
VARNISH PAINT																												
2407	Varnish paint „Silver Metallic“	0	0	0	0	0	0	0	0	0	0	0	0	0	0	0	0	0	0	0	0	0	0	–	0	0	2.5	790.-
2409	Varnish paint „Iron Grey Metallic“	0	0	0	0	0	0	0	0	0	0	0	0	0	0	0	0	0	0	0	0	0	–	0	0	2.5	790.-	
2410	Varnish paint „White“	S	S	S	S	S	S	S	S	S	S	S	S	S	S	S	S	S	S	S	S	S	S	S	S	S	0.0	0.-
2420	Varnish paint „Dark Red Metallic“	0	0	0	0	0	0	0	–	–	0	0	–	0	0	0	0	0	0	0	0	0	–	0	0	2.5	790.-	
2421	Varnish paint „Black Metallic“	0	0	0	0	0	0	0	0	0	0	0	0	0	0	0	0	0	0	0	0	0	–	0	0	2.5	790.-	
2424	Varnish paint „Iceblue Metallic“	0	0	0	0	0	0	0	–	–	0	0	–	0	0	0	0	0	0	0	0	0	–	0	0	2.5	790.-	
2425	Varnish paint „Champagne Metallic“	0	0	0	0	0	0	0	–	–	0	0	–	0	0	0	0	0	0	0	0	0	–	0	0	2.5	790.-	
2426	Varnish paint „Campovolo Grey“	0	0	0	0	0	0	0	–	–	0	0	–	0	0	0	0	0	0	0	0	0	–	0	0	2.5	790.-	
2422	Varnish paint „Chrome Blue“	–	–	–	–	–	–	–	0	0	–	–	0	–	–	–	–	–	–	–	–	–	–	–	–	2.5	790.-	
2423	Varnish paint „Diffused Silver“	–	–	–	–	–	–	–	0	0	–	–	0	–	–	–	–	–	–	–	–	–	–	–	–	2.5	790.-	
RIMS																												
2220	Aluminium rims for Ducato Bicolor 16” 33L/35L	0	0	0	0	0	0	0	–	–	0	0	–	0	0	0	0	0	0	0	0	0	0	0	0	0	4.0	490.-
2221	16” matte black aluminium rims for Ducato only 35H	–	–	–	–	–	–	–	–	–	–	–	–	0	0	0	0	0	0	0	0	0	–	0	0	10.0	590.-	
2223	Aluminium rims 16” Bicolor for Ducato and Ford	–	0	0	0	0	0	0	0	0	–	–	0	0	0	0	0	0	0	0	0	0	–	0	0	10.0	590.-	
2252	Spare Wheel (Option without extra cost)	–	–	–	–	–	–	–	0	0	0	–	0	0	0	–	–	–	–	0	–	–	0	–	0	0	45.0	0.-
OUTSIDE																												
5521	Panorama sky roof Davis	–	–	–	–	–	–	–	–	–	–	0	–	–	–	0	0	0	0	–	0	0	–	–	–	–	20.0	1,190.-
5520	Sky roof Dexter	–	–	–	–	–	–	–	–	–	0	–	–	0	0	–	–	–	–	0	–	–	0	–	–	–	20.0	1,190.-
5576	Fly screen for door	0	0	0	0	0	0	0	–	–	0	0	–	0	0	0	0	0	0	0	0	0	0	0	0	0	5.0	490.-
INSIDE																												
3613	Insulation curtain (all round cabin insulation)	0	0	0	0	0	0	0	–	–	–	0	–	–	–	0	0	0	0	–	0	0	–	–	–	–	5.0	490.-
3680	Cabin blinds	0	0	0	0	0	0	0	S	S	0	0	S	0	0	0	0	0	0	0	0	0	0	0	0	0	7.0	590.-
6220	Extra bed 1 person (conversion dinette)	0	0	–	0	0	0	0	S	–	S	0	S	S	–	0	–	0	0	S	0	0	S	S	S	S	15.0	390.-
5230	Solarpanel	0	0	0	0	0	0	0	0	0	0	0	0	0	0	0	0	0	0	0	0	0	0	0	0	0	11.0	590.-
5520	Sky roof	0	0	0	0	0	0	0	–	–	0	0	–	0	0	0	0	0	0	0	0	0	–	–	–	–	20.0	1,190.-
5511	Rear left window	–	P	–	P	–	P	P	–	–	–	–	–	–	P	–	P	–	–	–	–	P	–	–	–	–	10.0	290.-
7327	2nd living area battery	0	0	0	0	0	0	0	–	–	–	0	–	–	–	0	0	0	0	–	0	0	–	–	–	–	27.0	450.-
BICYCLE RACKS																												
5147	Bicycle racks for 2 bikes (up to 30 kg)	0	0	0	0	0	0	0	0	0	0	0	0	0	0	0	0	0	0	0	0	0	0	0	0	0	7.0	490.-

SPECIAL EQUIPMENT

SUPERSTRUCTURE

		MODELS WITH THE POP-UP ROOF						ALL-WHEEL DRIVE		MODELS WITH DOUBLE BEDS								MODELS WITH SINGLE BEDS				MODELS WITH HIGH ROOF AND LIFT-UP BEDS			Weight in kg	Price in €		
		DAV 540 VIEW	DAV 590 VIEW	DAV 591 VIEW	DAV 592 VIEW	DAV 600 VIEW	DAV 620 VIEW	DAV 630 VIEW	DEX 560 4x4	DEX 570 4x4	DEX 540	DAV 540	DEX 560	DEX 580	DEX 581	DAV 590	DAV 591	DAV 592	DAV 630	DEX 600	DAV 600	DAV 620	DEX 625	DEX 550			DEX 555	DEX 595
AWNING																												
5240	Awning 3.7 m mechanical	-	0	0	0	0	-	-	-	-	-	-	0	0	0	0	0	-	0	0	-	-	-	-	-	30.0	1,190.-	
5241	Awning 3.1 m mechanical	0	-	-	-	-	-	-	-	-	0	0	-	-	-	-	-	-	-	-	-	-	0	-	-	27.0	1,190.-	
5242	Awning 3.5 m mechanical	-	-	-	-	-	-	-	-	-	-	-	-	-	-	-	-	-	-	-	-	-	-	0	0	29.0	1,190.-	
5243	Awning 4 m mechanical	-	-	-	-	-	0	0	-	-	-	-	-	-	-	-	-	0	-	-	0	0	-	-	-	36.0	1,190.-	
5245	Awning 3 m Ford	-	-	-	-	-	-	-	0	0	-	-	0	-	-	-	-	-	-	-	-	-	-	-	-	25.0	1,990.-	
HEATING SYSTEM																												
7227	Heating system Combi 6DE incl. CP plus (Diesel) – additional price to Combi 4 Diesel	0	0	0	0	0	0	0	0	0	0	0	0	0	0	0	0	0	0	0	0	0	0	0	0	1.0	590.-	
7226	Heating system Combi 6E incl. CP plus (Gas) – additional price to Combi 4 Diesel	0	0	0	0	0	0	0	-	-	-	0	-	-	-	0	0	0	0	-	0	0	-	-	-	-	1.0	590.-
UPHOLSTERY																												
6001	Upholstery „Arco“	0	0	0	0	0	0	0	-	-	-	0	-	-	-	0	0	0	0	-	0	0	-	-	-	-	0.0	0.-
6002	Upholstery „Bari“	S	S	S	S	S	S	S	-	-	-	S	-	-	-	S	S	S	S	-	S	S	-	-	-	-	0.0	0.-
6003	Upholstery „Asti“	-	-	-	-	-	-	-	S	S	S	-	S	S	S	-	-	-	-	S	-	-	S	S	S	S	0.0	0.-
6145	Upholstery „Palermo“	-	-	-	-	-	-	-	0	0	0	-	0	0	0	-	-	-	-	0	-	-	0	0	0	0	0.0	390.-
6156	Upholstery „Roma“	-	-	-	-	-	-	-	0	0	0	-	0	0	0	-	-	-	-	0	-	-	0	0	0	0	0.0	390.-
MULTIMEDIA																												
3446	Flat screen holder incl. TV-preparation with 12 V	0	0	0	0	0	0	0	-	-	-	0	-	-	-	0	0	0	0	-	0	0	-	-	-	-	4.0	390.-
3450	SAT antenna incl. TV	-	-	-	-	-	-	-	0	0	0	-	0	0	-	-	-	-	-	0	-	-	0	0	0	0	11.0	2,490.-
3212	Multimedia-ready (connection for radio, steering wheel controls, rear view camera)	0	0	0	0	0	0	0	0	0	0	0	0	0	0	0	0	0	0	0	0	0	0	0	0	0	2.0	690.-
DELIVERY (MANDATORY)																												
9009	Chassis-Transport and registration papers	0	0	0	0	0	0	0	0	0	0	0	0	0	0	0	0	0	0	0	0	0	0	0	0	-	400.-	
A801	Transfer costs	0	0	0	0	0	0	0	0	0	0	0	0	0	0	0	0	0	0	0	0	0	0	0	0	-	590.-	

OPTIONAL PACKAGES

⊗ TRAVEL COMFORT PACKAGE** 1,190.- €

PACKAGE COMPONENTS:

Air conditioning cab
Electrical exterior mirrors
Cabin seats with armrests
Radio preparation with speakers

⊗ SAFETY COMFORT PACKAGE** 690.- €

PACKAGE COMPONENTS:

Co-driver airbag
Cruise control

⊗ DRIVING ASSISTANCE PACKAGE* 990.- €

PACKAGE COMPONENTS:

Emergency brake assistant
Lane departure warning system
High beam assistant
Traffic sign recognition
Light and rain sensor

⊗ STYLE PACKAGE* 990.- €

PACKAGE COMPONENTS:

Painted bumpers
Radiator grill in shiny black
Flood light with black frame
FIAT LED running daylight
Control panel with chrome frame
Wheel cover

⊗ ALL INCLUSIVE EQUIPMENT „CONCEPT“* 2,890.- €

PACKAGE COMPONENTS:

140 HP-Engine	790.-
Travel comfort Package	1,190.-
Safety comfort Package	690.-
Style Package	990.-
Fog lights	290.-
Cabin blinds	590.-
Awning	1,190.-
Fly screen for door	490.-
90 l diesel tank	190.-
Multimedia-ready with Radio preparation, Steering wheel functions and Rear view camera	690.-

PRICE ADVANTAGE up to 4,210.- €***

⊗ LIFESTYLE PACKAGE FOR DAVIS 1,990.- €

PACKAGE COMPONENTS:

LED ambient lighting on top cabinets, Dinette and kitchen
Additional top cabinet above rear doors
Mineral-compound kitchen counter
Logo panel in metal look on the kitchen block
Side storage compartment on kitchen unit with flap
Rear left window (DA 590, 592, 620)
Folding tabletop
Flush-mounted, insulated frame windows on both sides
Power-folding side mirrors

⊗ FORD MEDIA PACKAGE**** 3,190.- €

PACKAGE COMPONENTS:

Premium audio system
Navigation with Touchscreen
4 loudspeakers
Europe navigation
6" colour touch screen
SYNC 3 voice activated connection + call system
On-board computer
Front and rear parking assistant
Rear view camera

ENGINE OPTIONS

⊗ DAVIS / DAVIS VIEW

ENGINE OPTIONAL		DAV 540	DAV 590, 591, 592	DAV 600	DAV 620	DAV 630	WEIGHT IN KG	PRICE IN €
2181	2.3 ltr. Fiat Multijet 103 kW (140 HP) (addl. vs. 120 HP)	0	0	0	0	0	0	790.-
2182	2.3 ltr. Fiat Multijet 118 kW (160 HP) (addl. vs. 120 HP)	0	0	0	0	0	15	3,290.-
2183	2,3 ltr. Fiat Multijet 118 kW (160 HP) (addl. vs. 140 HP)	0	0	0	0	0	15	2,500.-
2184	2.3 ltr. Fiat Multijet 132 kW (180 HP) (addl. vs. 120 HP)	0	0	0	0	0	15	5,080.-
2185	2,3 ltr. Fiat Multijet 132 kW (180 HP) (addl. vs. 140 HP)	0	0	0	0	0	15	4,290.-

⊗ DEXTER

ENGINE OPTIONAL		DEX 540 & 550	DEX 560, 560 4X4, 570 4X4	DEX 555, 580, 581, 595, 600, 625	WEIGHT IN KG	PRICE IN €
2180	2.0 ltr. Ford 125 kW (170 HP) (addl. vs. 130 HP)	–	0	–	0	1,490.-
2181	2.3 ltr. Fiat Multijet 103 kW (140 HP instead 120 HP)	0	–	0	0	790.-
2182	2.3 ltr. Fiat Multijet 118 kW (160 HP instead 120 HP)	0	–	0	15	3,290.-
2184	2.3 ltr. Fiat Multijet 132 kW (180 HP instead 120 HP)	0	–	0	15	5,080.-

* not available for Dexter 560, 560 4x4, 570 4x4 | ** Dexter 560, 560 4x4, 570 4x4 standard equipment | *** in comparison to the sum of the individual items | **** just Dexter 560, 560 4x4, 570 4x4

S = Standard equipment | O = Standard equipment available at extra cost | – = not available

ALL MODELS AT A GLANCE



All Davis VIEW images correspond to the layout of the Davis plus a pop-top roof with a double bed.

MODELS WITH THE POP-UP ROOF

TO 5.50 M	TO 6 M				TO 6.5 M		
Davis 540 VIEW Camping at a glance <ul style="list-style-type: none"> • It's all there, inside and outside • Everyday camper with robust fittings • Now includes a larger seating group 	Davis 590 VIEW The dynamic classic model <ul style="list-style-type: none"> • Foldable rear bead • Large rear storage space • Seating group for 4 people • Large elongated kitchen 	Davis 591 VIEW The family car <ul style="list-style-type: none"> • Foldable rear bead • Large rear storage space • Seating group for 4 people • Large elongated kitchen • Double bunk bed in the rear 	Davis 592 VIEW Extra comfort in the kitchen <ul style="list-style-type: none"> • Foldable rear bead • Large rear storage space • Seating group for 4 people • Large elongated kitchen • Refrigerator XL (140 Ltr.) 	Davis 600 VIEW A lot of space in a compact form <ul style="list-style-type: none"> • Compact length • Convenient bathroom with room shower • Single beds • Half dinette 	Davis 620 VIEW Single bed comfort par excellence <ul style="list-style-type: none"> • Comfortable single beds in the rear or double bed 1.90 m x 1.90 m • Large kitchen unit • Practical washroom with movable washbasin • Generous stowage facilities in the rear 	Davis 630 VIEW Variable spacious storage in the rear <ul style="list-style-type: none"> • Electrically height-adjustable rear bed • Cargo compartment floor with access ramp • Comfort rear bed 1,920 x 1,900 / 1,800 mm • Storage space: L 1,800 x W 1,200 x H 1,300 mm • Large kitchen unit • Washroom with sliding washbasin 	

MODELS WITH ALL-WHEEL DRIVE

TO 6 M
 Dexter 560 4x4 The compact all-wheel-drive camper <ul style="list-style-type: none"> • „Real“ all-wheel drive • Short at only 5.98 m • Double bed in the rear, fold-up • Through-loading facility
 Dexter 570 4x4 Always grip, always comfort <ul style="list-style-type: none"> • Compact length • Single beds in the rear • Bar seating group • Big storage-room in the rear

MODELS WITH SINGLE BEDS

TO 6 M	TO 6.50 M	
Dexter 600 Double the comfort for two <ul style="list-style-type: none"> • Single beds • Only 5.99 m long • Bar seating group with glass case for 2 people • Surprisingly large washroom • Great ambiance 	Davis 600 A lot of space in a compact form <ul style="list-style-type: none"> • Compact length • Convenient bathroom with room shower • Single beds • Half dinette 	Davis 620 Single bed comfort par excellence <ul style="list-style-type: none"> • Comfortable single beds in the rear or double bed 1.90 m x 1.90 m • Large kitchen unit • Practical washroom with movable washbasin • Generous stowage facilities in the rear



















MODELS WITH HIGH ROOF AND LIFT-UP BEDS

TO 5.50 M	TO 6 M	
Dexter 550 The multi-talent <ul style="list-style-type: none"> • Fold-down bunk in high roof • Only 5.48 m long • Fold-away sofa in the seating group • Large L kitchen • Large rear washroom • Large wardrobe 	Dexter 555 Allrounder with lift-up beds <ul style="list-style-type: none"> • Garage with a big storage room • Rear bed • Electrical fold-down bunk • 6 beds possible 	Dexter 595 Compact luxury <ul style="list-style-type: none"> • Enormous rear washroom • Large L-kitchen with 140-ltr Drawer refrigerator • Fold-down bunk in high roof • Fold-away sofa in the seating group • Length only 5.99 m • Large closet

MODELS WITH DOUBLE BEDS

TO 6 M

TO 6 M

								
								
Dexter 540 Compact comfort layout <ul style="list-style-type: none"> • Double bed in the rear • Seating group for 4 people • External length only 5.41 m • Foldable rear bead 	Davis 540 Camping at a glance <ul style="list-style-type: none"> • It's all there, inside and outside • Everyday camper with robust fittings • Now includes a larger seating group 	Dexter 560 Room for five in the six-metre class! <ul style="list-style-type: none"> • Up to 5 seats + 4 beds • Short at only 5.98 m • Practical central washroom • Double bed in the rear, fold-up • Through-loading facility • optional automatic transmission with torque converter 	Dexter 580 Exclusive fittings in successful layout <ul style="list-style-type: none"> • Double bed in the rear • Seating group for 4 people • External length only 5.99 m • Large elongated washroom • High wardrobe 	Dexter 581 All inclusive <ul style="list-style-type: none"> • Double bed in the rear • Seating group for 4 people • External length only 5.99 m • Large elongated washroom • High wardrobe • Double bunk bed • Refrigerator XL (140 Ltr.) 	Davis 590 The dynamic classic model <ul style="list-style-type: none"> • Foldable rear bead • Large rear storage space • Seating group for 4 people • Large elongated kitchen 	Davis 591 The family car <ul style="list-style-type: none"> • Foldable rear bead • Large rear storage space • Seating group for 4 people • Large elongated kitchen • Double bunk bed in the rear 	Davis 592 Extra comfort in the kitchen <ul style="list-style-type: none"> • Foldable rear bead • Large rear storage space • Seating group for 4 people • Large elongated kitchen • Refrigerator XL (140 Ltr.) 	Davis 630 Variable spacious storage in the rear <ul style="list-style-type: none"> • Electrically height-adjustable rear bed • Cargo compartment floor with access ramp • Comfort rear bed 1,920 x 1,900 / 1,800 mm • Storage space: L 1,800 x W 1,200 x H 1,300 mm • Large kitchen unit • Washroom with sliding washbasin

ADVANTAGES DAVIS & DEXTER AT A GLANCE

CONVENIENT FURNISHINGS

- **Comfortable beds**
All of our fixed beds are equipped with a stable slatted frame for more comfort and better ventilation as standard.
- **More storage space**
All rear beds can be folded up for easily accessible storage space. Every corner is used efficiently.
- **High quality upholstery**
Upholstery foam is designed for durable seating comfort.
- **Sliding/folding sink**
The shower toilet area can be used flexibly with the sliding/folding sink (depending on the floor plan).

PRACTICAL KITCHEN

- **Functional hob**
Kitchen with 2 gas cookers including glass cover. While opened, the lid protects the wall from splashes; while closed, it serves as a work surface.
- **Large fridge in raised position (just DA 592 / DA 592 VIEW, DE 581)**
With storage space above (depending on the floor plan), convenient access, up to 140 litres capacity.
- **Outdoor table rail**
In our van, the table can be hung outside for breakfast.

ON-BOARD EQUIPMENT

- **High-performance diesel or gas heaters**
- **Electrical pre-installation**
All of our vans are equipped with a 230V/12V power outlet as well as TV/antenna socket and a USB connector.

EASY ENTRY

- **Simple access**
Electric step
- **Central key system**
A single key for the whole vehicle and 1 key for the service flaps.

EFFICIENT LIGHTING

- **LED interior lighting**
Energy-saving LED lighting throughout the vehicle.
- **Ambient lighting**
Subdued lighting for a cosy atmosphere.





GENERAL INSTRUCTIONS CONCERNING THE WEIGHT SITUATION OF CAMPERS

- Special fittings (additional equipment) increases the mass in running order and reduces the payload. The weight of the additional equipment can be ascertained from the information in our prospectus or can be obtained by asking your dealer/seller.
- The maximum number of persons indicated in each case depends on the weight and the mass on the axles. This number may be less if special fittings (=optional equipment/additional equipment) and accessories are installed, and so individual seats cannot be used in order to make way for additional payload. If all seats are to be used it will be necessary to dispense with some payload. The technically permissible total mass and the mass on the axles may not be exceeded.
- The possible payload is reduced when special fittings (= optional equipment/additional equipment) and accessories are installed. Furthermore the possible payload not only depends on the mass in running order, the actual vehicle mass, the weight of the accessories and the technically permissible total mass, but also on the mass on the respective axles. In order to take full advantage of the possible payload for the vehicle there must be an appropriate mass distribution related to the mass on the axles.

Installation of extra components such as roof cases, enginebike carriers, air conditioning equipment, blinds or bicycle carriers into the vehicle supplied with living space superstructure can change the dimensions and

characteristics of the vehicle. In addition, the unladen weight changes if special equipment is installed. Please note the permissible axle load and load reserves. If several items of extra equipment are combined on the vehicle roof, the overall load capacity and the space available must be taken into consideration.

Eura Mobil GmbH does not accept responsibility for any negative effects to the vehicle caused by installation of additional equipment not consisting of ORIGINAL KARMANN-MOBIL PARTS and through installation of additional equipment in a manner which is not consistent with KARMANN-MOBIL GUIDELINES.

All information provided in this brochure refers to the products listed here and does not apply to other products provided by Eura Mobil GmbH. The models pictured in this brochure show the furnishings for the German market. In some cases, they also include special equipment and accessories not included in the standard scope of delivery. All weights are values with a variation of +/- 5 percent. Deviations from the model variants and equipment described here could be possible due to legal regulations in different countries. Please consult your Eura-Mobil dealer pertaining to the exact scope and the available program of model-specific as well as model-independent equipment. Subject to errors and changes of construction, equipment and special equipment. All previous catalogues lose their validity with publication of this brochure.

The mass in running order according to Article 2, item 4 a) of Commission Regulation (EU) No 1230/2012 is, unless otherwise regulated, defined as: the mass of the vehicle fitted with the standard equipment in accordance with the manufacturer's specifications (incl. on-board tools)

- + fuel tank(s) filled to at least 90 % of its or their capacity/ies
 - + 75 kg (mass of the driver)
 - + Aluminium liquefied gas bottle (5 kg capacity) filled to 100%
 - + Freshwater tank filled to 100%
- = mass in running order

The technically permissible maximum laden mass according to Article. 2, item 7 of Commission Regulation (EU) No 1230/2012 is defined as: The maximum mass of the vehicle when fully loaded according to the manufacturer.

The maximum permissible load as intended by the catalogue information is defined as: Technically permissible maximum laden mass – mass in running order = maximum permissible load

Issue: August 2020



Eura Mobil GmbH
 Kreuznacher Str. 78
 D-55576 Sprendlingen
 Tel.: +49 (0) 6701-203 800
 Fax: +49 (0) 6701-203 869
 www.karmann-mobil.de